



PORTABLE BATTERY BOX WITH 50A QUAD-CONNECT & 12V ACCESSORY SOCKETS

Model No. KT71201



USER MANUAL

IS559 Issue 1 14.07.2023

Please refer to this user manual before using or installing this product.

SAFETY INFORMATION

Always ensure this unit is placed or secured in a well ventilated area.

WARNINGS

This battery box must only be used for the prescribed purpose. Any uses other than those mentioned in this manual will be considered a case of misuse. The manufacturer will not be liable for any damage or injury resulting from such cases of misuse.

To use the battery box properly you must observe the safety instructions, assembly instructions and operating instructions found within this manual.

Never allow children to play with electrical equipment.

Do not allow children to operate this battery box. For charging 12V deep cycle batteries only. Never attempt to recharge non-rechargeable batteries.

Do not attempt to disassemble the battery box. Any attempt to disassemble, make unauthorised repairs or modify the box will void the warranty.

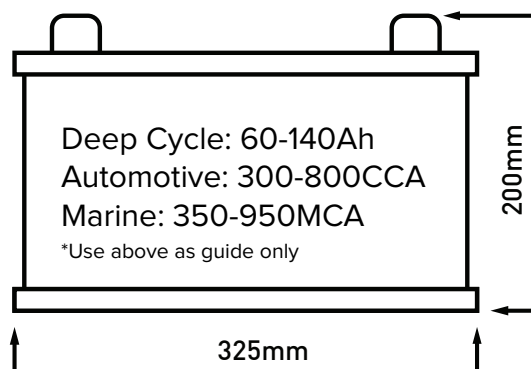
The lid of the battery box must remain shut at all times whilst charging a battery or powering a device from an outlet. Do not allow any metal objects to fall into the battery box or enter any of the ports.

Do not allow any of the ports to get wet. If they accidentally get wet, please turn off the main power switch and dry the box ASAP.

DIMENSIONS

Suits Battery Size:	325mm (W) x 200mm (H) x 185mm (D)
Box External Dimensions:	420mm (W) x 230mm (H) x 290mm (D)
Box Internal Dimensions:	355mm (W) x 205mm(H) x 220mm (D)

Maximum Battery Dimensions Allowed:



COMPATIBLE CONNECTIONS

The Quad-Connect unit, located on the top of the Battery Box lid, is compatible with Grey, Black and Red 50A heavy duty connectors.

The Quad-Connect is rated to a maximum of 50A, split across the four heavy duty connector sockets. If more than 50A is drawn, the internal in-line Maxi-Blade fuse will blow to protect the circuit.

Replacement Fuse Part No.: KTMBF50S.

Before connecting 12V devices to the Quad-Connect, check compatibility.



SPECIFICATIONS

POWER OUTLETS	
ACCESSORY SOCKETS X2	12V 20A DC per socket
USB PORTS X2	1A + 2.1A (3.1A total)
HIGH CURRENT TERMINALS	1 x Positive & 1 x Negative
QUAD CONNECT X4 INPUTS/OUTPUTS	12V 50A Maximum Output
PROTECTION	
CIRCUIT BREAKER SWITCH	16A at 12V DC (Accessory Sockets)
IN-LINE FUSE	50A Maxi-Blade (Quad-Connect)
BATTERY STATUS	
LED VOLTMETER	6V - 15V DC

SETTING UP



STEP 1

Remove battery box from packaging and place on a suitable working surface.




STEP 2

Remove top section from the battery box and put to the side.



STEP 3

Place the battery into the main battery box housing.




STEP 4

Take the top section of the battery box and connect the red battery lead to the positive terminal of the battery.



STEP 5

Connect the black battery lead to the negative terminal of the battery.



STEP 6

Ensure both leads battery lugs are securely fastened to the battery posts.



STEP 7

Put top section of the battery box back onto the main body and use the supplied black strap to tightly secure.



STEP 8

The battery voltmeter and breaker switch will illuminate, indicating a good connection.

NOTE: The KT Solar Battery Box is wired in such a way that all accessory sockets and the 'Quad-Connect' will power up via the single positive and negative connection to the battery - no further wiring is required.

BATTERY VOLTMETER GUIDE

The KT Portable Battery Box provides the convenience of a in-built battery voltmeter to provide 'at a glance' battery status checks. The below table should be used as guide.

NOTE: Voltages indicated in the 'RED' will cause permanent damage to the battery.
If the battery box is not used for extended periods of time (when battery is fitted) it is advised to connect a battery charger.



State of Charge 12V FLA & AGM	Flooded Lead Acid (FLA)	AGM	State of Charge 12V LiFePO ₄	LiFePO ₄
100%	12.70	13.0	100%	14.4
90%	12.50	12.75	100%	13.6
80%	12.42	12.50	99%	13.4
70%	12.32	12.30	90%	13.3
60%	12.20	12.15	70%	13.2
50%	12.06	12.05	40%	13.1
40%	11.90	11.95	30%	13.0
30%	11.75	11.81	20%	12.9
20%	11.58	11.66	17%	12.8
10%	11.31	11.51	14%	12.5
0%	10.50	10.50	9%	12.0
			0%	10.0

KIT INCLUDES



The KT Portable Battery Box includes:

- Securing strap with clip
- Black screws & fittings



NOTES



WARRANTY STATEMENT

Brown & Watson International Pty Ltd of 1500 Ferntree Gully Road, Knoxfield, Vic. telephone (03) 9730 6000, fax (03) 9730 6050, warrants that all products described in its current catalogue (save and except for all bulbs and lenses whether made of glass or some other substance) will under normal use and service be free of failures in material and workmanship for a period of one (1) year (unless this period has been extended as indicated elsewhere) from the date of the original purchase by the consumer as marked on the invoice. This warranty does not cover ordinary wear and tear, abuse, alteration of products or damage caused by the consumer.

To make a warranty claim the consumer must deliver the product at their cost to the original place of purchase or to any other place which may be nominated by either BWI or the retailer from where the product was bought in order that a warranty assessment may be performed. The consumer must also deliver the original invoice evidencing the date and place of purchase together with an explanation in writing as to the nature of the claim. In the event that the claim is determined to be for a minor failure of the product then BWI reserves the right to repair or replace it at its discretion. In the event that a major failure is determined the consumer will be entitled to a replacement or a refund as well as compensation for any other reasonably foreseeable loss or damage. This warranty is in addition to any other rights or remedies that the consumer may have under State or Federal legislation.

IMPORTANT NOTE

Our goods come with guarantees that cannot be excluded under the Australian Consumer Law. You are entitled to a replacement or refund for a major failure and compensation for any other reasonably foreseeable loss or damage. You are also entitled to have the goods repaired or replaced if the goods fail to be of acceptable quality and the failure does not amount to a major failure.

Distributed by:

AUSTRALIA

Brown & Watson International Pty Ltd
Knoxfield Victoria 3180
Phone: (03) 9730 6000
Fax: (03) 9730 6050
National Toll Free: 1800 113 443

NEW ZEALAND OFFICE

Griffiths Equipment Ltd.
19 Bell Avenue,
Mount Wellington,
Auckland 1060, New Zealand
Phone: (09) 525 4575



CONTACT US

We take our products and feedback seriously. Should you have any questions relating to the quality of our products, or require any technical support, please reach out to our team at the following:

Brown & Watson International Pty. Ltd.
1500 Ferntree Gully Road,
Knoxfield, Victoria 3180

P: 03 9730 6000

F: 03 9730 6050

E: orders@brownwatson.com.au